

Summer 2025 Network

More than 75 years of history crossing the Atlantic.
Welcome aboard!

Azores Airlines

Network and Revenue

sata  azores Airlines

Azores Airlines Summer 2025 by numbers!...



Aircrafts - 10



Up to **300**
Weekly flights



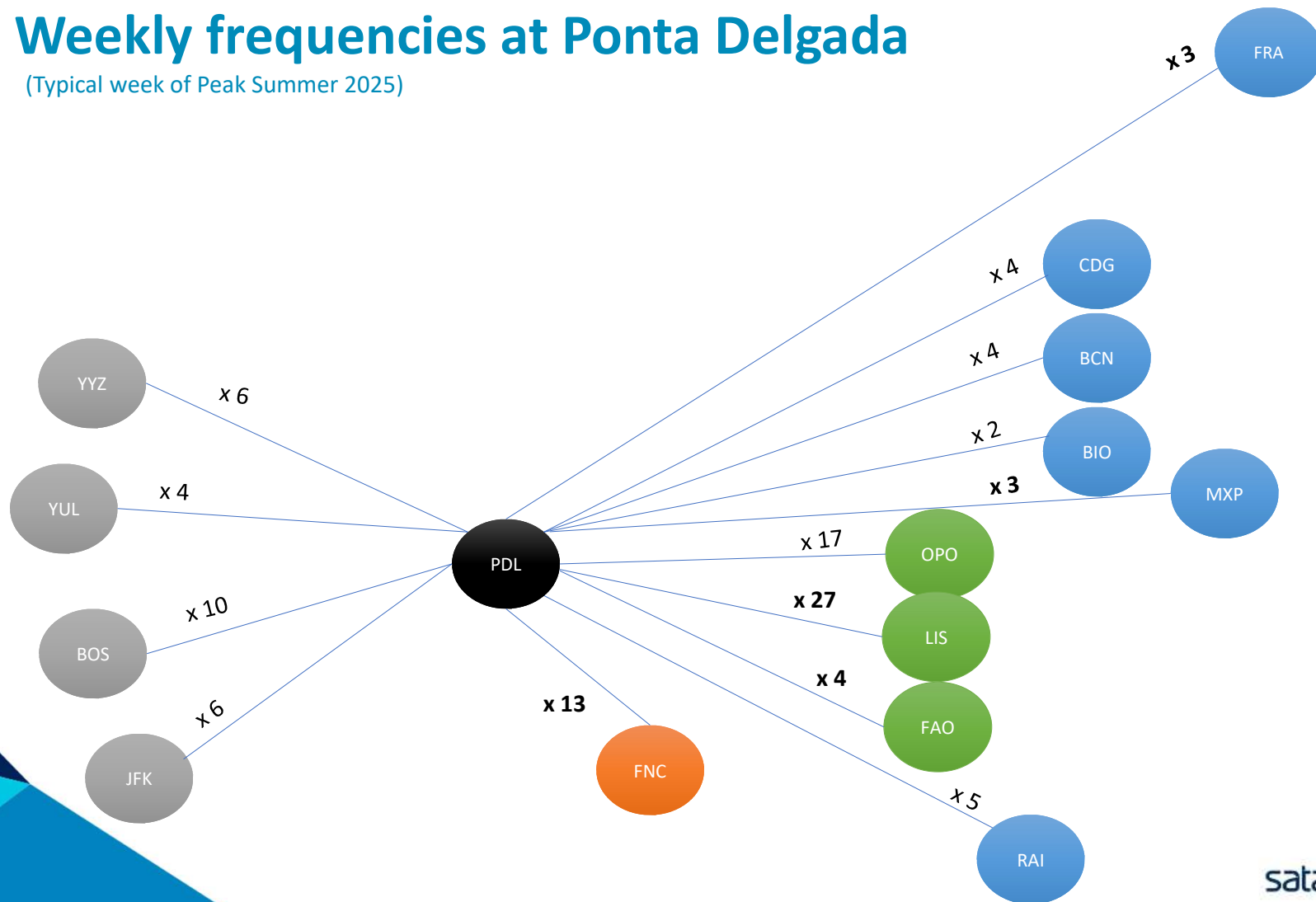
22
Routes



6
Countries

Weekly frequencies at Ponta Delgada

(Typical week of Peak Summer 2025)

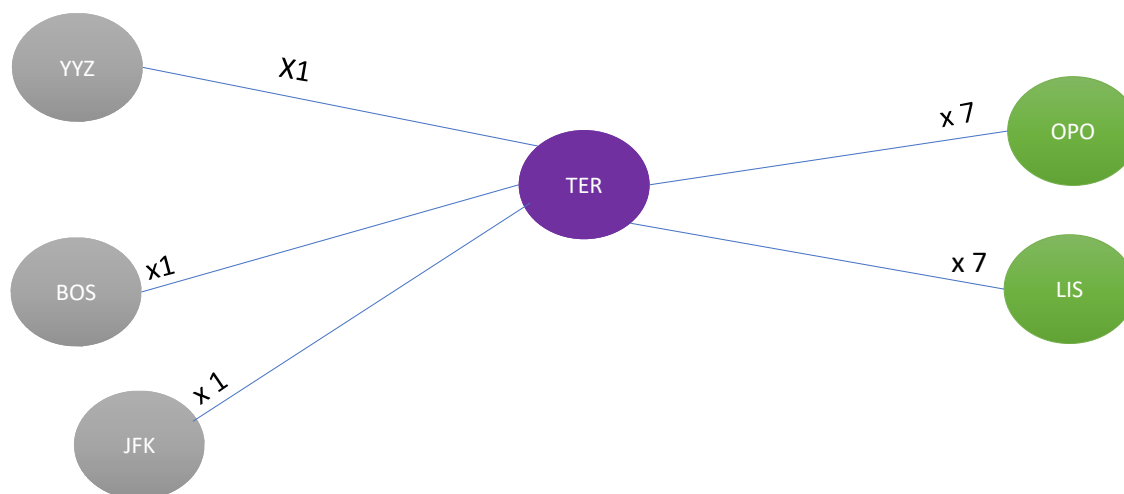


SUMMER
2025

Weekly frequencies at Terceira

(Typical week of Peak Summer 2025)

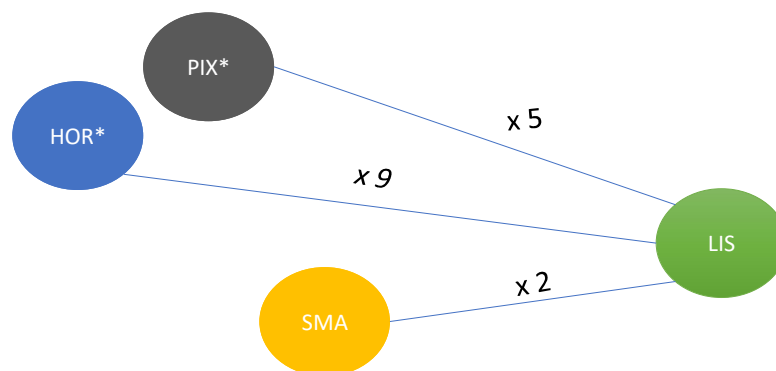
SUMMER
2025



Weekly frequencies at Horta, Pico and Santa Maria (PSO)

(Typical week of Peak Summer 2025)

SUMMER
2025



*SATA requested additional Slots at Lisbon to increase frequency

A scenic landscape featuring a white building with a prominent black and white checkered tower, situated on a lush green hillside. The building overlooks a vast, deep blue ocean under a clear sky. The foreground is filled with dense green foliage.

Variation vs Summer 24

Weekly frequencies by route (1/4)

SUMMER
2025

Rota	Abr, Maio e Out			Jun e Set			Jul e Ago		
	2024	2025	vs 2024	2024	2025	vs 2024	2024	2025	vs 2024
PDL/LIS/PDL	25	27	↑ 2	25	27	↑ 2	25	27	↑ 2
TER/LIS/TER	7	7	→ 0	7	7	→ 0	7	7	→ 0
PDL/OPO/PDL	16	16	→ 0	17	17	→ 0	17	17	→ 0
TER/OPO/TER	5	6	↑ 1	7	7	→ 0	7	7	→ 0
PDL/FAO/PDL	0	3	↑ 3	3	4	↑ 1	3	4	↑ 1

Rota	Abr, Maio e Out			Jun e Set			Jul e Ago		
	2024	2025	vs 2024	2024	2025	vs 2024	2024	2025	vs 2024
HOR/LIS/HOR*	7	7	→ 0	9	9	→ 0	9	9	→ 0
PIX/LIS/PIX*	4	4	→ 0	5	5	→ 0	5	5	→ 0
SMA/LIS/SMA	2	2	→ 0	2	2	→ 0	2	2	→ 0
PDL/FNC/PDL	7	7	→ 0	11	13	↑ 2	11	13	↑ 2

*SATA requested additional Slots at Lisbon to increase frequency

Weekly frequencies by route (2/4)

SUMMER
2025

Rota	Abr, Maio e Out			Jun e Set			Jul e Ago		
	2024	2025	vs 2024	2024	2025	vs 2024	2024	2025	vs 2024
PDL/BOS/PDL	6	6	→ 0	11	10	↓ -1	11	10	↓ -1
TER/BOS/TER	1	1	→ 0	1	1	→ 0	1	1	→ 0
FNC/BOS/FNC	0	0	→ 0	1	0	↓ -1	1	0	↓ -1
OPO/BOS/OPO	0	0	→ 0	1	0	↓ -1	1	0	↓ -1
PDL/JFK/PDL	5	6	↑ 1	7	6	↓ -1	7	6	↓ -1
TER/JFK/TER	0	1	↑ 1	1	1	→ 0	1	1	→ 0
FNC/JFK/FNC	1	0	↓ -1	1	0	↓ -1	1	0	↓ -1
OPO/JFK/OPO	0	0	→ 0	1	0	↓ -1	1	0	↓ -1
TER/OAK/TER	0	0	→ 0	1	0	↓ -1	1	0	↓ -1
PDL/BDA/PDL	0	0	→ 0	1	0	↓ -1	1	0	↓ -1

Weekly frequencies by route (3/4)

SUMMER
2025

Rota	Abr, Maio e Out			Jun e Set			Jul e Ago		
	2024	2025	vs 2024	2024	2025	vs 2024	2024	2025	vs 2024
PDL/YYZ/PDL	6	5	↓ -1	7	6	↓ -1	7	6	↓ -1
TER/YYZ/TER	1	1	→ 0	2	1	↓ -1	2	1	↓ -1
FNC/YYZ/FNC	0	0	→ 0	1	0	↓ -1	1	0	↓ -1
OPO/YYZ/OPO	0	0	→ 0	1	0	↓ -1	1	0	↓ -1
PDL/YUL/PDL	1	3	↑ 2	4	4	→ 0	4	4	→ 0
TER/YUL/TER	0	0	→ 0	0	0	→ 0	0	0	→ 0

Weekly frequencies by route (4/4)

SUMMER
2025

Rota	Abr, Maio e Out			Jun e Set			Jul e Ago		
	2024	2025	vs 2024	2024	2025	vs 2024	2024	2025	vs 2024
PDL/FRA/PDL	2	2	→ 0	2	3	↑ 1	2	3	↑ 1
PDL/CDG/PDL	3	3	→ 0	4	4	→ 0	4	4	→ 0
PDL/BCN/PDL	3	3	→ 0	4	4	→ 0	4	4	→ 0
PDL/BIO/PDL	0	1	↑ 1	2	2	→ 0	2	2	→ 0
PDL/LGW/PDL	0	0	→ 0	2	0	↓ -2	2	0	↓ -2
PDL/MXP/PDL	0	2	↑ 2	2	3	↑ 1	2	3	↑ 1
PDL/RAI/PDL	3	3	→ 0	6	5	↓ -1	6	5	↓ -1

HUB Connectivity

SUMMER
2025

HUB - Shoulder

PDL	BOS	JFK	YYZ	YUL	RAI	CDG	BCN	MXP	FRA	BIO	LIS	OPO	FNC	FAO
LIS	16+22	14+19	14+19	9+11	3+3	-	-	-	-	-	-	-	7+9	-
OPO	6+14	5+5	5+11	3+8	0+1	-	-	-	-	-	-	-	0+5	-
FNC	6+6	5+5	5+5	3+3	0+0	0+0	0+0	0+0	0+0	0+0	9+7	5+0	-	0+0
FAO	2+2	3+2	3+2	0+0	0+0	-	-	-	-	-	-	-	0+0	-
RAI	3+3	0+3	0+1	2+0	-	0+0	0+0	0+0	0+0	0+0	3+3	1+0	0+0	0+0
CDG	2+2	2+2	1+2	2+1	0+0	-	-	-	-	-	-	-	0+0	-
BCN	3+3	2+0	3+2	1+2	0+0	-	-	-	-	-	-	-	0+0	-
MXP	2+2	0+0	0+0	0+0	0+0	-	-	-	-	-	-	-	0+0	-
FRA	2+2	0+0	0+0	0+0	0+0	-	-	-	-	-	-	-	0+0	-
BIO	1+1	0+0	0+1	1+0	0+0	-	-	-	-	-	-	-	0+0	-

HUB - Peak

PDL	BOS	JFK	YYZ	YUL	RAI	CDG	BCN	MXP	FRA	BIO	LIS	OPO	FNC	FAO
LIS	20+22	16+22	16+22	11+15	13+19	-	-	-	-	-	-	-	36+19	-
OPO	6+16	6+15	6+16	4+10	5+14	-	-	-	-	-	-	-	16+28	-
FNC	11+11	11+11	11+11	8+7	9+9	4+4	4+4	0+3	5+3	2+2	19+36	27+16	-	4+4
FAO	3+3	4+4	4+4	2+4	2+3	-	-	-	-	-	-	-	4+4	-
RAI	8+9	4+4	4+4	3+2	-	3+3	3+3	2+0	2+3	1+2	19+13	13+5	9+9	3+2
CDG	3+4	3+3	4+3	4+1	3+3	-	-	-	-	-	-	-	4+4	-
BCN	4+4	4+4	4+4	2+3	3+3	-	-	-	-	-	-	-	4+4	-
MXP	3+3	0+0	0+0	1+0	0+2	-	-	-	-	-	-	-	3+0	-
FRA	3+5	2+3	2+3	3+3	3+2	-	-	-	-	-	-	-	3+5	-
BIO	2+2	0+1	0+2	2+0	2+1	-	-	-	-	-	-	-	2+2	-



Season KPI's

Estimated frequencies (1/2)

SUMMER
2025

<u>Realizadas</u>	<u>P_S24</u>	<u>P_S25</u>	<u>Var 24/25</u>	<u>Var. % 24/25</u>
PDL/LIS/PDL	779	780	1	0%
TER/LIS/TER	214	210	-4	-2%
PDL/OPO/PDL	496	498	2	0%
TER/OPO/TER	185	197	12	6%
PDL/FAO/PDL	52	107	55	106%
TOTAL LIB.	1 726	1 792	66	4%

<u>OSP</u>	<u>P_S24</u>	<u>P_S25</u>	<u>Var 24/25</u>	<u>Var. % 24/25</u>
HOR/LIS/HOR	264	245	-19	-7%
PIX/LIS/PIX	137	137	0	0%
SMA/LIS/SMA	61	60	-1	-2%
PDL/FNC/PDL	284	319	36	13%
TOTAL OSP	746	761	16	2%

<u>USA</u>	<u>P_S24</u>	<u>P_S25</u>	<u>Var 24/25</u>	<u>Var. % 24/25</u>
PDL/BOS/PDL	271	249	-22	-8%
TER/BOS/TER	31	30	-1	-3%
FNC/BOS/FNC	17	0	-17	-100%
OPO/BOS/OPO	17	0	-17	-100%
PDL/JFK/PDL	187	167	-20	-10%
TER/JFK/TER	18	30	12	67%
FNC/JFK/FNC	30	0	-30	-100%
OPO/JFK/OPO	18	0	-18	-100%
TER/OAK/TER	17	0	-17	-100%
PDL/BDA/PDL	17	0	-17	-100%
TOTAL USA	622	476	-146	-23%

Estimated frequencies (2/2)

SUMMER
2025

<u>Canadá</u>	<u>P_S24</u>	<u>P_S25</u>	<u>Var 24/25</u>	<u>Var. % 24/25</u>
PDL/YYZ/PDL	199	170	-29	-15%
TER/YYZ/TER	48	30	-18	-38%
FNC/YYZ/FNC	18	0	-18	-100%
OPO/YYZ/OPO	18	0	-18	-100%
PDL/YUL/PDL	83	109	26	31%
TER/YUL/TER	0	0	0	0%
TOTAL CANADÁ	365	309	-57	-15%
<u>Europa e África</u>	<u>P_S24</u>	<u>P_S25</u>	<u>Var 24/25</u>	<u>Var. % 24/25</u>
PDL/FRA/PDL	59	77	18	31%
PDL/CDG/PDL	108	107	-1	-1%
PDL/BCN/PDL	107	108	1	1%
PDL/BIO/PDL	36	48	12	33%
PDL/LGW/PDL	34	0	-34	-100%
PDL/MXP/PDL	34	78	44	129%
PDL/RAI/PDL	146	123	-23	-16%
TOTAL EUR+ÁFRICA	524	541	17	3%
TOTAL REGULAR	3 983	3 879	-104	-3%

Estimated seats offered (1/2)

SUMMER
2025

<u>beralizadas</u>	<u>P_S24</u>	<u>P_S25</u>	<u>Var 24/25</u>	<u>Var. % 24/25</u>
PDL/LIS/PDL	271 744	286 636	14 892	5%
TER/LIS/TER	72 984	75 112	2 128	3%
PDL/OPO/PDL	171 000	171 648	648	0%
TER/OPO/TER	62 160	70 368	8 208	13%
PDL/FAO/PDL	18 872	40 232	21 360	
TOTAL LIB.	596 760	643 996	47 236	8%

<u>OSP</u>	<u>P_S24</u>	<u>P_S25</u>	<u>Var 24/25</u>	<u>Var. % 24/25</u>
HOR/LIS/HOR	88 704	82 320	-6 384	-7%
PIX/LIS/PIX	46 032	46 032	0	0%
SMA/LIS/SMA	22 768	22 344	-424	-2%
PDL/FNC/PDL	65 092	78 768	13 676	21%
TOTAL OSP	222 596	229 464	6 868	3%

<u>USA</u>	<u>P_S24</u>	<u>P_S25</u>	<u>Var 24/25</u>	<u>Var. % 24/25</u>
PDL/BOS/PDL	99 056	90 864	-8 192	-8%
TER/BOS/TER	15 430	11 280	-4 150	-27%
FNC/BOS/FNC	9 078	0	-9 078	-100%
OPO/BOS/OPO	9 078	0	-9 078	-100%
PDL/JFK/PDL	70 124	62 792	-7 332	-10%
TER/JFK/TER	10 764	11 280	516	5%
FNC/JFK/FNC	14 045	0	-14 045	-100%
OPO/JFK/OPO	9 345	0	-9 345	-100%
TER/OAK/TER	10 166	0	-10 166	-100%
PDL/BDA/PDL	6 392	0	-6 392	-100%
TOTAL USA	253 478	176 216	-77 262	-30%

Estimated seats offered (2/2)

SUMMER
2025

<u>Canadá</u>	<u>P_S24</u>	<u>P_S25</u>	<u>Var 24/25</u>	<u>Var. %24/25</u>
PDL/YYZ/PDL	74 824	63 920	-10 904	-15%
TER/YYZ/TER	25 818	11 280	-14 538	-56%
FNC/YYZ/FNC	9 345	0	-9 345	-100%
OPO/YYZ/OPO	9 345	0	-9 345	-100%
PDL/YUL/PDL	30 508	41 172	10 664	35%
TER/YUL/TER	0	0	0	0%
TOTAL CANADÁ	149 840	116 372	-33 468	-22%
<u>ropa e África</u>	<u>P_S24</u>	<u>P_S25</u>	<u>Var 24/25</u>	<u>Var. %24/25</u>
PDL/FRA/PDL	22 184	28 432	6 248	28%
PDL/CDG/PDL	40 608	35 952	-4 656	-11%
PDL/BCN/PDL	40 192	36 288	-3 904	-10%
PDL/BIO/PDL	13 536	18 048	4 512	33%
PDL/LGW/PDL	12 104	0	-12 104	-100%
PDL/MXP/PDL	12 784	29 328	16 544	129%
PDL/RAI/PDL	50 656	42 848	-7 808	-15%
TOTAL EUR+ÁFRICA	192 064	190 896	-1 168	-1%
TOTAL REGULAR	1 414 738	1 356 944	-57 794	-4%

Estimated passengers (1/2)

SUMMER
2025

<u>Liberalizadas</u>	<u>P_S24</u>	<u>P_S25</u>	<u>Var 24/25</u>	<u>Var. % 24/25</u>
PDL/LIS/PDL	247 784	263 025	15 241	6%
TER/LIS/TER	57 491	65 349	7 858	14%
PDL/OPO/PDL	152 630	159 712	7 082	5%
TER/OPO/TER	49 589	62 754	13 165	27%
PDL/FAO/PDL	15 616	33 385	17 769	114%
TOTAL LIB.	523 110	584 225	61 115	12%
<u>OSP</u>	<u>P_S24</u>	<u>P_S25</u>	<u>Var 24/25</u>	<u>Var. % 24/25</u>
HOR/LIS/HOR	76 553	71 684	-4 869	-6%
PIX/LIS/PIX	41 737	41 828	91	0%
SMA/LIS/SMA	16 885	17 758	873	5%
PDL/FNC/PDL	56 804	68 770	11 966	21%
TOTAL OSP	191 979	200 040	8 061	4%
<u>USA</u>	<u>P_S24</u>	<u>P_S25</u>	<u>Var 24/25</u>	<u>Var. % 24/25</u>
PDL/BOS/PDL	93 631	85 973	-7 658	-8%
TER/BOS/TER	13 499	10 541	-2 958	-22%
FNC/BOS/FNC	7 783	0	-7 783	-100%
OPO/BOS/OPO	7 783	0	-7 783	-100%
PDL/JFK/PDL	59 756	54 702	-5 054	-8%
TER/JFK/TER	7 810	9 409	1 599	20%
FNC/JFK/FNC	11 151	0	-11 151	-100%
OPO/JFK/OPO	7 924	0	-7 924	-100%
TER/OAK/TER	7 510	0	-7 510	-100%
PDL/BDA/PDL	5 067	0	-5 067	-100%
TOTAL USA	221 914	160 625	-61 289	-28%

Estimated passengers (2/2)

SUMMER
2025

<u>Canadá</u>	<u>P_S24</u>	<u>P_S25</u>	<u>Var 24/25</u>	<u>Var. % 24/25</u>
PDL/YYZ/PDL	68 880	60 503	-8 377	-12%
TER/YYZ/TER	21 633	10 253	-11 380	-53%
FNC/YYZ/FNC	7 698	0	-7 698	-100%
OPO/YYZ/OPO	8 083	0	-8 083	-100%
PDL/YUL/PDL	25 253	35 459	10 206	40%
TER/YUL/TER	0	0	0	0%
TOTAL CANADÁ	131 547	106 215	-25 332	-19%
<u>Europa e África</u>	<u>P_S24</u>	<u>P_S25</u>	<u>Var 24/25</u>	<u>Var. % 24/25</u>
PDL/FRA/PDL	19 280	23 941	4 661	24%
PDL/CDG/PDL	33 043	31 145	-1 898	-6%
PDL/BCN/PDL	33 872	31 875	-1 997	-6%
PDL/BIO/PDL	10 861	14 646	3 785	35%
PDL/LGW/PDL	8 581	0	-8 581	-100%
PDL/MXP/PDL	11 119	24 075	12 956	117%
PDL/RAI/PDL	35 081	36 748	1 667	5%
TOTAL EUR+ÁFRICA	151 837	162 430	10 593	7%
TOTAL REGULAR	1 220 387	1 213 535	-6 852	-1%

Estimated average load factor (1/2)

SUMMER
2025

<u>Liberalizadas</u>	<u>P_S24</u>	<u>P_S25</u>	<u>Var 24/25</u>
PDL/LIS/PDL	91%	92%	1 p.p.
TER/LIS/TER	79%	87%	8 p.p.
PDL/OPO/PDL	89%	93%	4 p.p.
TER/OPO/TER	80%	89%	9 p.p.
PDL/FAO/PDL	83%	83%	0 p.p.
TOTAL LIB.	88%	91%	3 p.p.

<u>OSP</u>	<u>P_S24</u>	<u>P_S25</u>	<u>Var 24/25</u>
HOR/LIS/HOR	86%	87%	1 p.p.
PIX/LIS/PIX	91%	91%	0 p.p.
SMA/LIS/SMA	74%	79%	5 p.p.
PDL/FNC/PDL	87%	87%	0 p.p.
TOTAL OSP	86%	87%	1 p.p.

<u>USA</u>	<u>P_S24</u>	<u>P_S25</u>	<u>Var 24/25</u>
PDL/BOS/PDL	95%	95%	0 p.p.
TER/BOS/TER	87%	93%	6 p.p.
FNC/BOS/FNC	86%	0%	-86 p.p.
OPO/BOS/OPO	86%	0%	-86 p.p.
PDL/JFK/PDL	85%	87%	2 p.p.
TER/JFK/TER	73%	83%	11 p.p.
FNC/JFK/FNC	79%	0%	-79 p.p.
OPO/JFK/OPO	85%	0%	-85 p.p.
TER/OAK/TER	74%	0%	-74 p.p.
PDL/BDA/PDL	79%	0%	-79 p.p.
TOTAL USA	88%	91%	4 p.p.

Estimated average load factor (2/2)

SUMMER
2025

<u>Canadá</u>	<u>P_S24</u>	<u>P_S25</u>	<u>Var 24/25</u>
PDL/YYZ/PDL	92%	95%	3 p.p.
TER/YYZ/TER	84%	91%	7 p.p.
FNC/YYZ/FNC	82%	0%	-82 p.p.
OPO/YYZ/OPO	86%	0%	-86 p.p.
PDL/YUL/PDL	83%	86%	3 p.p.
TER/YUL/TER	0%	0%	0 p.p.
TOTAL CANADÁ	88%	91%	3 p.p.
<u>Europa e África</u>	<u>P_S24</u>	<u>P_S25</u>	<u>Var 24/25</u>
PDL/FRA/PDL	87%	84%	-3 p.p.
PDL/CDG/PDL	81%	87%	5 p.p.
PDL/BCN/PDL	84%	88%	4 p.p.
PDL/BIO/PDL	80%	81%	1 p.p.
PDL/LGW/PDL	71%	0%	-71 p.p.
PDL/MXP/PDL	87%	82%	-5 p.p.
PDL/RAI/PDL	69%	86%	17 p.p.
TOTAL EUR+ÁFRICA	79%	85%	6 p.p.
TOTAL REGULAR	86%	89%	3 p.p.



SATA Air Açores

SATA AIR Açores Summer 2025 by numbers!...



Aircrafts – 7 to **8**



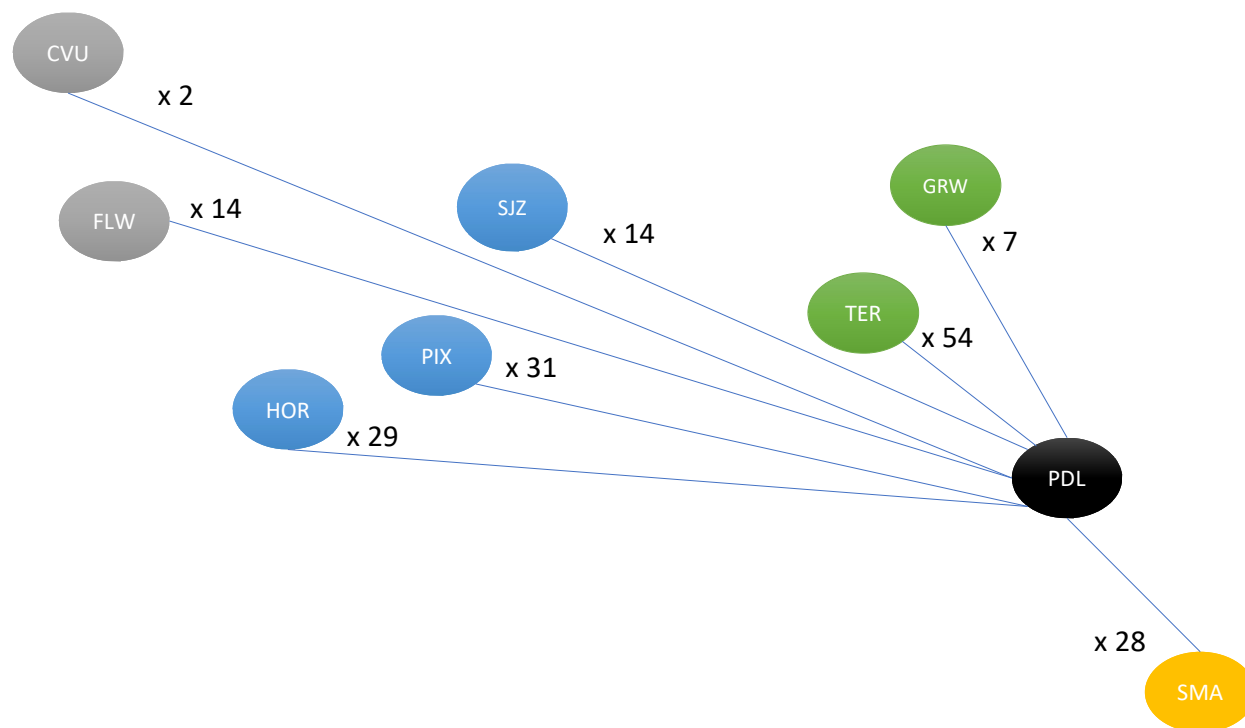
Up to **550**
Weekly flights



16
Routes

Weekly frequencies at Ponta Delgada

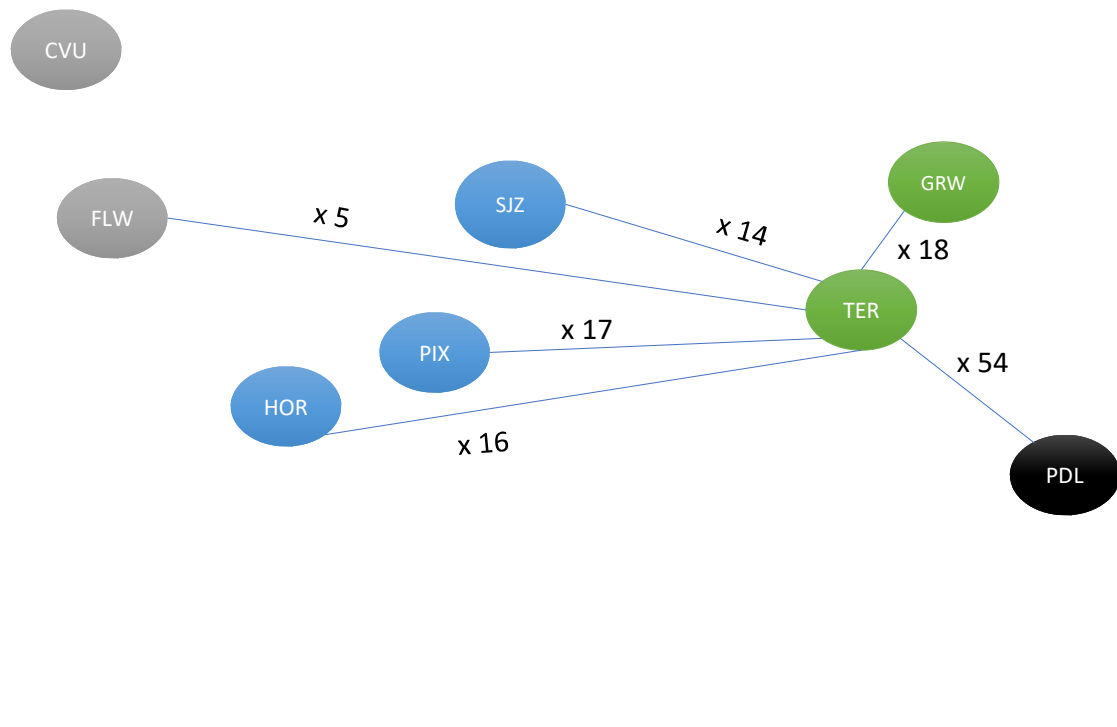
(Typical week of Peak Summer 2025)



SUMMER
2025

Weekly frequencies at Terceira

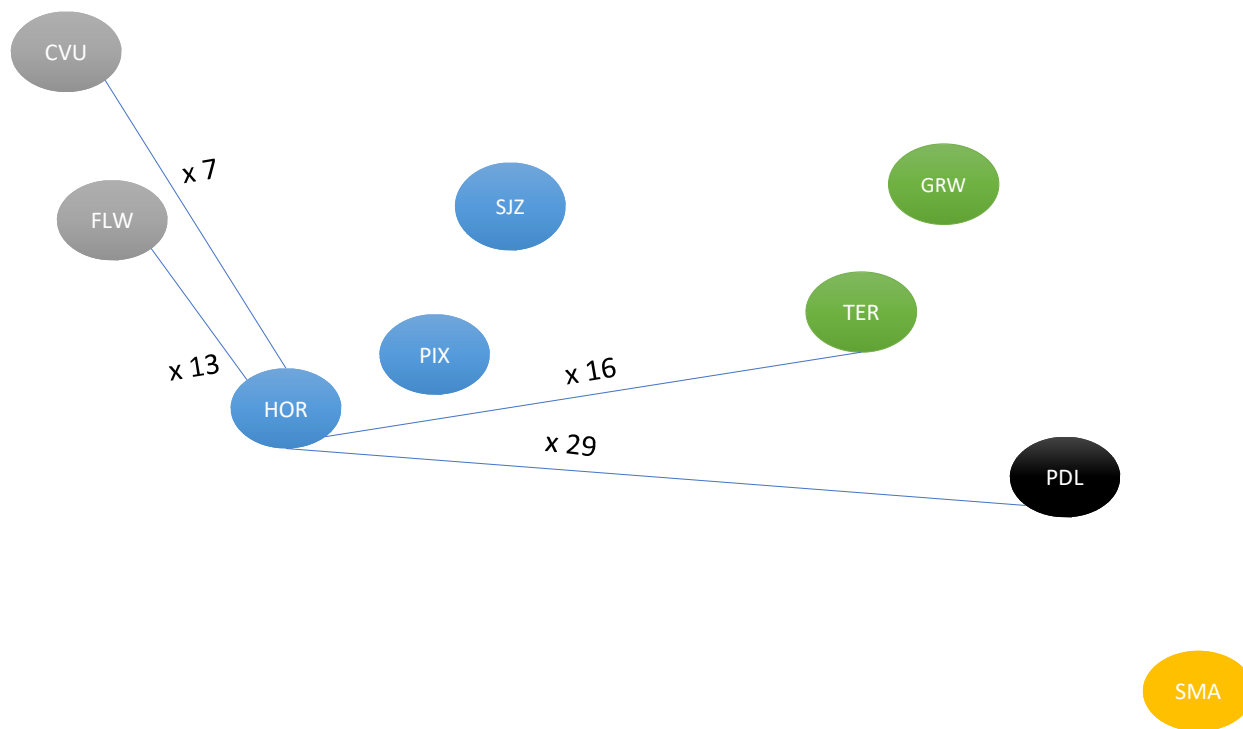
(Typical week of Peak Summer 2025)



SUMMER
2025

Weekly frequencies at Horta

(Typical week of Peak Summer 2025)



SUMMER
2025



Variation vs Summer 24

Weekly frequencies by route

SUMMER
2025

Rota	Abr, Mai e Out			Jun a Set		
	2024	2025	vs 2024	2024	2025	vs 2024
PDL/SMA/PDL	16	16	→ 0	35	28	↓ -7
PDL/TER/PDL	42	42	→ 0	54	54	→ 0
PDL/GRW/PDL	5	5	→ 0	7	7	→ 0
PDL/SJZ/PDL	7	7	→ 0	14	14	→ 0
PDL/PIX/PDL	16	16	→ 0	31	31	→ 0
PDL/HOR/PDL	21	21	→ 0	29	29	→ 0
PDL/FLW/PDL	7	7	→ 0	14	14	→ 0
PDL/CVU/PDL	0	0	→ 0	2	2	→ 0
TER/GRW/TER	9	9	→ 0	18	18	→ 0
TER/SJZ/TER	9	9	→ 0	14	14	→ 0
TER/PIX/TER	7	7	→ 0	17	17	→ 0
TER/HOR/TER	11	11	→ 0	16	16	→ 0
TER/FLW/TER	4	4	→ 0	5	5	→ 0
HOR/FLW/HOR	10	10	→ 0	16	16	→ 0
HOR/CVU/HOR	6	6	→ 0	7	7	→ 0
FLW/CVU/FLW	3	3	→ 0	3	3	→ 0

Weekly frequencies by island

SUMMER
2025

Rota	Abr, Mai e Out			Jun a Set		
	2023	2024	vs 2023	2023	2024	vs 2023
Santa Maria	16	16	→ 0	35	28	↓ -7
São Miguel	114	114	→ 0	186	179	↓ -7
Terceira	82	82	→ 0	124	124	→ 0
Graciosa	14	14	→ 0	25	25	→ 0
São Jorge	16	16	→ 0	28	28	→ 0
Pico	23	23	→ 0	48	48	→ 0
Faial	48	48	→ 0	68	68	→ 0
Flores	24	24	→ 0	38	38	→ 0
Corvo	9	9	→ 0	12	12	→ 0



Season KPI's

Estimated frequencies

SUMMER
2025

Inter-island	P_S24	P_S25	Var 24/25	Var. % 24/25
PDL/SMA/PDL	817	695	-122	-15%
PDL/TER/PDL	1 487	1 484	-3	0%
PDL/GRW/PDL	183	183	0	0%
PDL/SJZ/PDL	332	332	0	0%
PDL/PIX/PDL	743	742	-1	0%
PDL/HOR/PDL	776	775	-1	0%
PDL/FLW/PDL	333	332	-1	0%
PDL/CVU/PDL	35	35	0	0%
TER/GRW/TER	436	436	0	0%
TER/SJZ/TER	364	363	-1	0%
TER/PIX/TER	388	388	0	0%
TER/HOR/TER	425	424	-1	0%
TER/FLW/TER	138	138	0	0%
HOR/FLW/HOR	317	317	0	0%
HOR/CVU/HOR	200	199	-1	-1%
FLW/CVU/FLW	92	92	0	0%
TOTAL REGULAR	7 066	6 935	-131	-2%

Estimated seats offered

SUMMER
2025

Inter-island	P_S24	P_S25	Var 24/25	Var. % 24/25
PDL/SMA/PDL	97 008	108 964	11 956	12%
PDL/TER/PDL	225 966	228 410	2 444	1%
PDL/GRW/PDL	13 542	13 542	0	0%
PDL/SJZ/PDL	48 648	53 034	4 386	9%
PDL/PIX/PDL	107 098	112 872	5 774	5%
PDL/HOR/PDL	104 208	104 048	-160	0%
PDL/FLW/PDL	50 872	50 798	-74	0%
PDL/CVU/PDL	2 520	2 520	0	0%
TER/GRW/TER	58 924	58 838	-86	0%
TER/SJZ/TER	58 240	58 080	-160	0%
TER/PIX/TER	61 994	61 994	0	0%
TER/HOR/TER	67 656	67 410	-246	0%
TER/FLW/TER	21 908	21 908	0	0%
HOR/FLW/HOR	44 700	44 700	0	0%
HOR/CVU/HOR	14 800	14 726	-74	-1%
FLW/CVU/FLW	6 808	6 808	0	0%
TOTAL REGULAR	984 892	1 008 652	23 760	2%

Estimated passengers

SUMMER
2025

Inter-island	P_S24	P_S25	Var 24/25	Var. % 24/25
PDL/SMA/PDL	73 008	76 321	3 313	5%
PDL/TER/PDL	167 641	178 867	11 226	7%
PDL/GRW/PDL	9 935	10 434	499	5%
PDL/SJZ/PDL	31 708	33 930	2 222	7%
PDL/PIX/PDL	82 558	95 326	12 768	15%
PDL/HOR/PDL	77 375	86 597	9 222	12%
PDL/FLW/PDL	39 945	46 170	6 225	16%
PDL/CVU/PDL	952	1 171	219	23%
TER/GRW/TER	37 850	39 796	1 946	5%
TER/SJZ/TER	45 269	46 010	741	2%
TER/PIX/TER	44 826	45 386	560	1%
TER/HOR/TER	40 715	43 791	3 076	8%
TER/FLW/TER	14 218	15 819	1 601	11%
HOR/FLW/HOR	27 715	29 078	1 363	5%
HOR/CVU/HOR	6 323	5 798	-525	-8%
FLW/CVU/FLW	1 263	1 141	-122	-10%
TOTAL REGULAR	701 301	755 635	54 334	8%

Estimated average load factor

SUMMER
2025

Inter-island	P_S24	P_S25	Var 23/24
PDL/SMA/PDL	75%	70%	-5 p.p.
PDL/TER/PDL	74%	78%	4 p.p.
PDL/GRW/PDL	73%	77%	4 p.p.
PDL/SJZ/PDL	65%	64%	-1 p.p.
PDL/PIX/PDL	77%	84%	7 p.p.
PDL/HOR/PDL	74%	83%	9 p.p.
PDL/FLW/PDL	79%	91%	12 p.p.
PDL/CVU/PDL	38%	46%	9 p.p.
TER/GRW/TER	64%	68%	3 p.p.
TER/SJZ/TER	78%	79%	1 p.p.
TER/PIX/TER	72%	73%	1 p.p.
TER/HOR/TER	60%	65%	5 p.p.
TER/FLW/TER	65%	72%	7 p.p.
HOR/FLW/HOR	62%	65%	3 p.p.
HOR/CVU/HOR	43%	39%	-3 p.p.
FLW/CVU/FLW	19%	17%	-2 p.p.
TOTAL REGULAR	71%	75%	4 p.p.



Have a pleasant stay!

www.azoresairlines.pt

sata  azores Airlines